


External Heater Mounting Kit Stainless Steel 60mm, to Fit MV Airo 2, Planar 2D,
D2 Airtronic & AirTop 2000,S,ST,STC heater models.




Step 1

Drill out a hole's in the X3 60mm wall caps provided as shown, 5mm hole.




Step 2

Put the nut and bolt provided in the kit through the hole you have just drilled through the wall pipe and tighten as shown.




Step 3

Put the wall pipes back to back and put the nut and bolts through and tighten as shown.



Step 4

Slide the 60mm APK ducting over the hot air side of the vents as shown.




Step 5

Push rubber grommet down into the bottom part of the box as shown.




Step 6

Fasten all four mounting brackets to the box lid as shown, using the nuts and bolts provided.



Step 7

Put the lid on and screw self-tappers into box lid, holes have already been drilled out.



Box Completed

